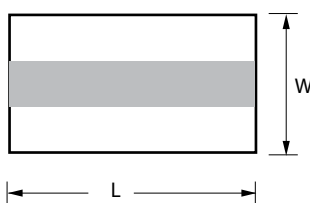





Luxtron eLEDtra



DIMENSIONS



DIMENSION OF FITTING

Model	Wattage	Lumens	WxL(mm)		H mm
			Imperial	Metric	
ELEDTRAS11N20	20W	2040lm	305x605	297x597	50
ELEDTRAN21N30	30W	3060lm	605x605	597x597	50
ELEDTRAN21N40	40W	4080lm	605x605	597x597	50
ELEDTRAS21N30	30W	3060lm	305x1210	297x1197	50
ELEDTRAS21N40	40W	4080lm	305x1210	297x1197	50
ELEDTRAN21N60	60W	6120lm	605x605	597x597	50
ELEDTRAS21N60	60W	6120lm	305x1210	297x1197	50

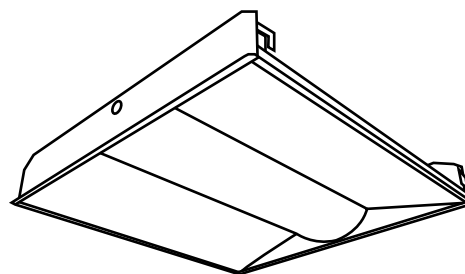
INTENDED USE

The low profile modern LED troffer, more energy savings and longer life span with better CRI compared to conventional lighting system. High brightness performance design come with surfaced, wood ceiling, and T-Bar mounting with modern stylish design and good visual comfort. Ribbed linear diffuser provides more light and a fresh look to interior.

CONSTRUCTION AND OPTICS

Die form of 24 gauge cold rolled steel body. Reflector is 91% reflectance baked with white acrylic matte paint finish. High reflectance with white interior reflector. Linear ribbed diffuser that will act as lamp shield to conceal glare. All steel surfaces are painted after fabrication with high gloss baked white matte powder painted.

LINE DRAWING



ORDERING INFORMATION Lead times will vary based on options selected. Consult with your sales representative. Example: ELEDTRAIS1R1N20865

	Type	Size	Mounting	LED Strip	Dimming	Wattage	CRI	CCTK
eLEDtra	I Imperial	S1 (1' x 2')	R Recessed	1 Philips LED Strip	N No dimming	20 20w	7 70	40 4000K
	M Metric	N2 (2' x 2')	S Surfaced	2 Hi-Beam LED Strip	A 1-10v dimming	30 30w	8 80	50 5000K
		S2 (1' x 4')	P Wood Ceiling	3 Osram LED Strip	B DALI dimming	40 40w		57 5700K
						60 60w		65 6500K

PHILIPS

Specifications and dimension subject to change without notice



HBL[®]
HI-BEAM™ Lighting