

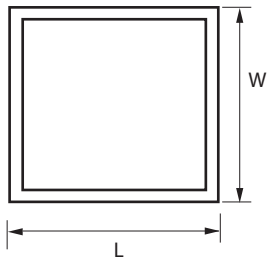
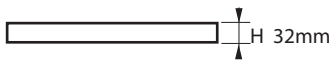


SIENA

Backlit Panel



DIMENSIONS



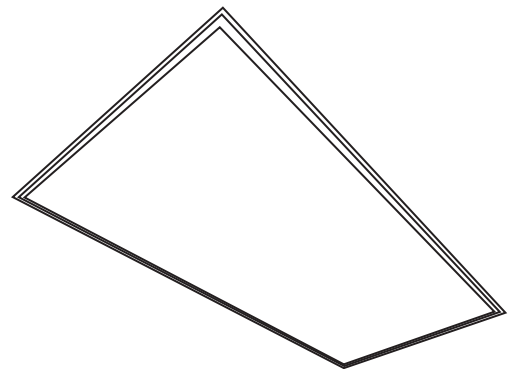
INTENDED USE

Hi-BEAM SIENA Backlit LED recess mounted high output LED panel for various ceiling mounting designed support all t-ceiling, wood/plaster ceiling and surface mounting, come with smooth high efficiency PS diffuser. It deliver excellent led performance for wide different applications such as office, hospital, cleanroom, food processing, classroom, library or hostel to replace conventional T5/T8 fluorescent.

CONSTRUCTION AND OPTICS

Coldroll metal stamping with aluminum frame finished. Optical cover with high efficiency PP low glare diffuser. Colour temperature available in 4000K and 6000K. Designed to provide 50,000 hours lifespan.

LINE DRAWING



DIMENSION OF FITTING

100lm/w LED PANEL ECONOMIC

(Metric)

Product Code	Model Code	Wattage	Lumens	Size(mm) L x W x H	Color Temperature
SIENABEM2230840N	SIENAB-22-30	30W	3000lm	595x595x32	4000K,6000K
SIENABEM2240840N	SIENAB-22-40	40W	4000lm	595x595x32	4000K,6000K
SIENABEM1440840N	SIENAB-14-40	40W	4000lm	295x1195x32	4000K,6000K
SIENABEM2440840N	SIENAB-24-40	40W	4000lm	595x1195x32	4000K,6000K
SIENABEM2465840N	SIENAB-24-65	65W	6500lm	595x1195x32	4000K,6000K

(Imperial)

SIENABEI2230840N	SIENAB-22-30	30W	3000lm	605x605x32	4000K,6000K
SIENABEI2240840N	SIENAB-22-40	40W	4000lm	605x605x32	4000K,6000K
SIENABEI1440840N	SIENAB-14-40	40W	4000lm	300x1213x32	4000K,6000K
SIENABEI2440840N	SIENAB-24-40	40W	4000lm	605x1213x32	4000K,6000K
SIENABEI2465840N	SIENAB-24-65	65W	6500lm	605x1213x32	4000K,6000K

120lm/w LED PANEL PROJECT

(Metric)

Product Code	Model Code	Wattage	Lumens	Size(mm) L x W x H	Color Temperature
SIENABPM2230840N	SIENAB-22-30	30W	3600lm	595x595x32	4000K,6000K
SIENABPM2240840N	SIENAB-22-40	40W	4800lm	595x595x32	4000K,6000K
SIENABPM1440840N	SIENAB-14-40	40W	4800lm	295x1195x32	4000K,6000K
SIENABPM2440840N	SIENAB-24-40	40W	4800lm	595x1195x32	4000K,6000K
SIENABPM2465840N	SIENAB-24-65	65W	7800lm	595x1195x32	4000K,6000K

(Imperial)

SIENABPI2230840N	SIENAB-22-30	30W	3600lm	605x605x32	4000K,6000K
SIENABPI2240840N	SIENAB-22-40	40W	4800lm	605x605x32	4000K,6000K
SIENABPI1440840N	SIENAB-14-40	40W	4800lm	300x1213x32	4000K,6000K
SIENABPI2440840N	SIENAB-24-40	40W	4800lm	605x1213x32	4000K,6000K
SIENABPI2465840N	SIENAB-24-65	65W	7800lm	605x1213x32	4000K,6000K

ORDERING INFORMATION

Lead times will vary based on options selected. Consult with your sales representative.

Example: SIENABPI2440860N

Code	E/P/X	Type	Size	Wattage	CRI	CCTK	N/U
SIENAB	E = 100lm/w	I Imperial	22 (2' x 2')	30 30w	8 80	40 4000K 60 6000K	N Normal U UGR<19
	P = 120lm/w	M Metric	14 (1' x 4')	40 40w			
			24 (2' x 4')	65 65w			