




DUROLED SEM



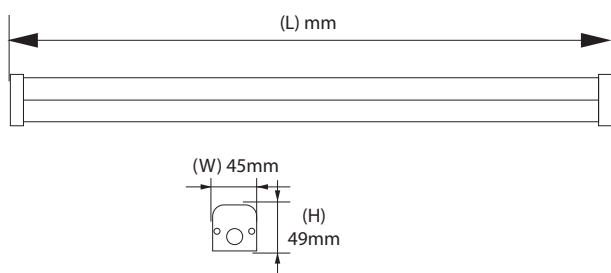
INTENDED USE

DUROLED SEM is dust-proof and waterproof. High lighting effect, giving out even and soft light. High efficacy of 155LM/W with lifetime of up to 50,000 hours. High impact resistance, IK08. Ideal for moisture, wet and dusty environment, high pressure resistance, suitable for parking place, tunnel, corridor, gallery, railway / bus / MTR Station etc.

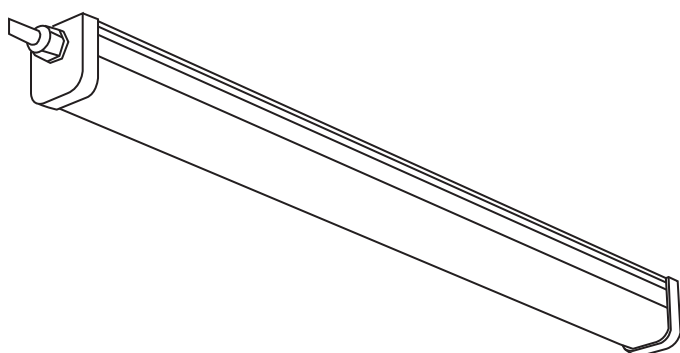
CONSTRUCTION AND OPTICS

Water proof, IP66 grade. Designed with aluminum housing with milky PC cover. Color temperature available in 3000K, 4000K and 6000K for option. Beam angle is 120°. Two installation modes for selection is ceiling holder and suspension rope. CRI >80.

DIMENSIONS



LINE DRAWING



Accessories



Specifications and dimension subject to change without notice
www.degindustrial.com



HI-BEAM™ Lighting



DIMENSION OF FITTING

Product Code	Model Code	Watt W	Lumens	Color Temperature	CRI	L (mm)	Weight (kg)
DULS4T20	DULS2T20	20W	3100lm	3000K,4000K,6000K	>80	1200	0.92
DULS4T28	DULS4T28	28W	4340lm	3000K,4000K,6000K	>80	1200	0.97
DULS4T30	DULS4T30	30W	4650lm	3000K,4000K,6000K	>80	1200	0.97
DULS4T40	DULS4T40	40W	6200lm	3000K,4000K,6000K	>80	1200	0.97
DULS5T50	DULS5T50	50W	7750lm	3000K,4000K,6000K	>80	1500	1.11

ORDERING INFORMATION

Lead times will vary based on options selected. Consult with your sales representative.
Example: DULS2T2048

Fixed Code	Size	Wattage	Color Temperature	CRI
DULS DUROLED SEM	2T 2 feet	20W 20W	3 3000K	8 >80
	4T 4 feet	30W 30W	4 4000K	
	5T 5 feet	40W 40W	6 6000K	
		50W 50W		



HI-BEAM™ Lighting



Specifications and dimension subject to change without notice
www.degindustrial.com



DuroLED SEM

28W LED IP66 Batten

DUROLED SEM is dust-proof and waterproof. High lighting effect, giving out even and soft light. High efficacy of 155LM/W with lifetime of up to 50,000 hours. High impact resistance, IK08. Ideal for moisture, wet and dusty environment, high pressure resistance, suitable for parking place, tunnel, corridor, gallery, railway / bus / MTR Station etc.

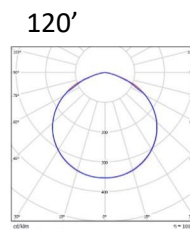


Product data

General Information

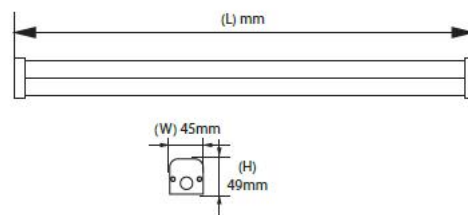
Product family code	DULS4T28
Housing Material	Aluminium Housing with Polycarbonate diffuser with stainless steel clips
Housing Color	Silver, White
LED light Source	Epistar
Color Temperature	3000-4000K
CRI	80
LED Life Span	50,000hrs
MacAdams	5
Ingress Protection	IP66
Mech. Impact Protect	IK08
Operating Temperature	-5C to +50C
Classification	Class 1
Nominal Voltage	210VAC-280VAC 50/60 Hz
Initial Input Power	28W
Total Luminous Flux	4,340lm
Power Factor	> 0.95

Photometric

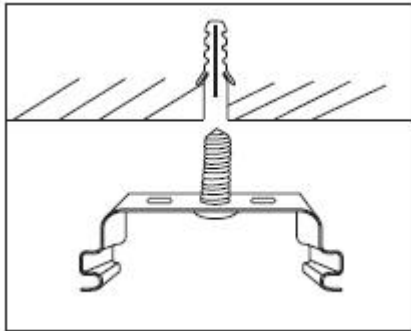


Dimension

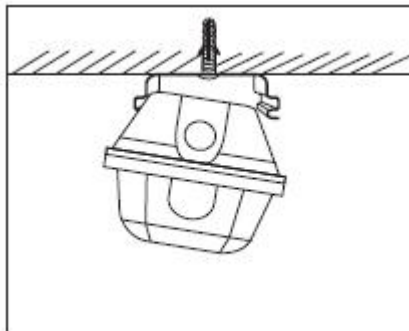
Dimension	1200mm x 85mm x 74mm
Weight	1.0kg+-



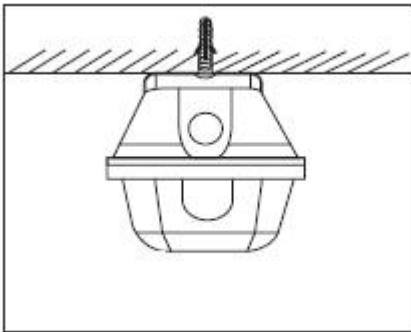
DuroLED Manual Instruction



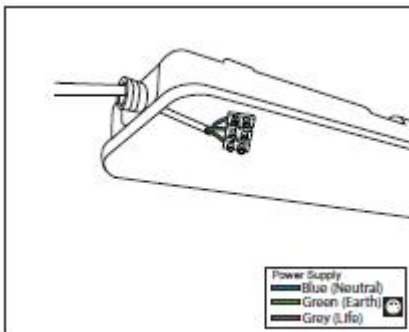
1.) Insert the wall plug into the ceiling, 2 sides



2.) Insert the fitting into the bracket at the ceiling



3.) check and fitting fixed.



4.) Connect power supply wire



Note: Specification are subject to change without prior notice

www.degindustrial.com



HI-BEAM™ Lighting

