
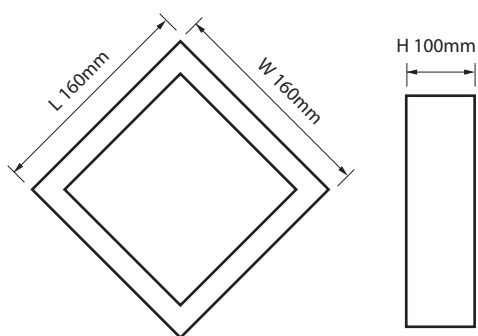




# LED Wall Light W2204



## DIMENSIONS



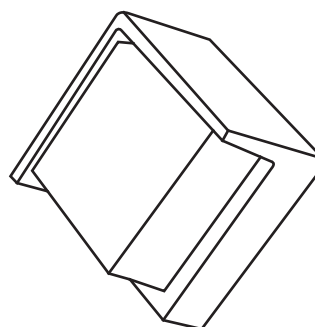
## INTENDED USE

Hi-BEAM W2204 LED wall surface light deliver excellent led performance for applications such as building facade, passage ways, villa, hotels, house or corridors to replace conventional traditional PLC / CDMT solutions.

## CONSTRUCTION AND OPTICS

Aluminium die-casting housing grey color. Transparent PC diffuser with silicone gasket. Powder coating finish. LED lifespan of 35,000 hours. AC210-280VAC.

## LINE DRAWING



## DIMENSION OF FITTING

Product Code	Model Code	Wattage	Lumens	Color Temperature	CRI
W2204B-16W740	W2204-16W	16W	1600lm	2700K, 4000K, 6000K	75



# LED Wall Light

## W2204- 10W Wall Light

Hi-BEAM W2204 10W LED wall light deliver excellent led performance for applications such as building façade, passage ways, villa, hotels, house or corridors to replace conventional traditional PLC / CDMT solutions



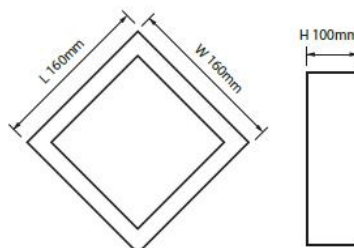
### Product data

#### General Information

Product family code	W2204-10W
Housing Material	Aluminum die-casting housing, Transparent PC diffuser, Silicone gasket (Powder coating finish)
Housing Color	Black
LED Life Span	35,000 hours
Ingress Protection	IP65/IK07
CRI	75
Color Temperature	3000-4000K
Operating Temperature	-5C to +50C
Power Supply	210-280VAC ~50/60 Hz
Initial Input Power	16W
Total Luminous Flux	1600 lm
Power Factor	> 0.95

#### Dimension

Dimension : L160 x W160 x (H)100mm



Note: Specification are subject to change without prior notice

[www.degindustrial.com](http://www.degindustrial.com)



HI-BEAM™ Lighting

