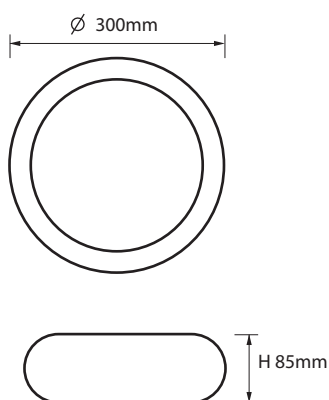




LED Wall Light WK42154L



DIMENSIONS



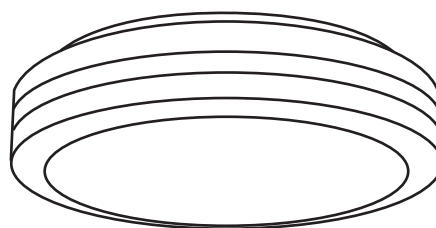
INTENDED USE

Hi-BEAM WK42154L LED wall surface light deliver excellent led performance for applications such as building facade, passage ways, villa, hotels, house or corridors to replace conventional traditional PLC / CDMT solutions.

CONSTRUCTION AND OPTICS

Aluminium die-casting housing black/grey color. PC diffuser with silicone gasket. Powder coating finish. LED lifespan of 50,000 hours. AC210-280VAC.

LINE DRAWING



DIMENSION OF FITTING

Product Code	Model Code	Wattage	Lumens	Color Temperature	CRI
WK42154L-16	W740 WK42154L-16W	16W	2000lm	2700K, 4000K, 6000K	80





LED Wall Light

WK42154L- 16W Wall Light

Hi-BEAM WK42154L 16W LED wall light deliver excellent led performance for applications such as building façade, passage ways, villa, hotels, house or corridors to replace conventional traditional PLC / CDMT solutions



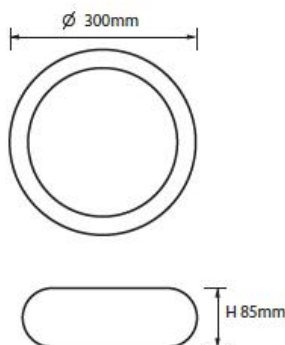
Product data

General Information

Product family code	WK42154L-16W
Housing Material	Aluminum die-casting housing, PC diffuser, Silicone gasket Powder Coating Finish
Housing Color	Black / Grey
LED Light Source	Epistar
CCTK	3000K
LED Life Span	hours 50,000
IK	IK08
Ingress	IP65
Protection CRI	80
MacAdams	5
Operating Temperature	-5C to +50C
Power Supply	210-280VAC ~50/60 Hz
Initial Input Power	16W
Total Luminous Flux	2,000 lm
Power Factor	>0.95

Dimension

Dimension : 300 x 300mm x (H)85mm



Note: Specification are subject to change without prior notice



HI-BEAM™ Lighting

