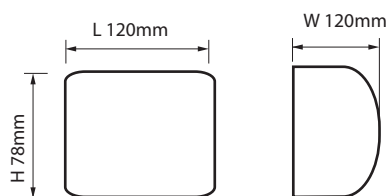




# LED Wall Up Down Light WKF864



## DIMENSIONS




## INTENDED USE

Hi-BEAM WKF864 LED wall Up Down light deliver excellent led performance for applications such as building facade, passage ways, villa, hotels, house or corridors to replace conventional traditional PLC / CDMT solutions.

## CONSTRUCTION AND OPTICS

Aluminium die-casting housing grey color. Tempered glass diffuser with silicone gasket. Powder coating finish. LED lifespan of 50,000 hours. AC210-250VAC, 50/60Hz.

## LINE DRAWING



## DIMENSION OF FITTING

LED Wall Up Down Light

Product Code	Model Code	Wattage	Color Temperature	CRI
WKF864-2X7W-740	WKF864-2X7W	2x7W	3000K, 4000K	70

LED Wall Up Side Light

WKF864-1X7W-740	WKF864-1X7W	1x7W	3000K, 4000K	70
-----------------	-------------	------	--------------	----

LED Wall Down Side Light

WKF864-1X7W-740	WKF864-1X7W	1x7W	3000K, 4000K	70
-----------------	-------------	------	--------------	----





# LED WALL SURFACE MOUNTED UP DOWN LIGHT - WKF864

Hi-BEAM WKF864 LED wall surface mounted up down light deliver excellent led performance for applications such as building façade, passage ways, villa, hotels, house or corridors to replace conventional traditional PLC / CDMT solutions



## Product data

### General Information

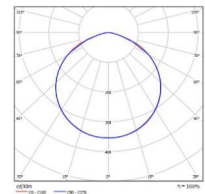
Product family code	WKF864-2x7W (UP-DOWN)
Housing Material	Aluminum die-casting housing, Tempered glass diffuser, Silicone gasket Powder coating finish
Housing Color	Grey/ Black
LED Light Source	Epistar
LED Life Span	50,000hrs
Ingress Protection	IP65
CRI	>80
CCTK	3000K/ 4000K
MacAdams	5

Operating Temperature -5C to +50C  
Power Supply 210-280VAC ~50/60 Hz

Initial Input Power 2 X 7W  
Total Luminous Flux 875 lm  
LED Position Up and Down

### Photometric

120°



### Dimension

Dimension : L120 x W120 x H78mm



Note: Specification are subject to change without prior notice



HI-BEAM™ Lighting





# LED WALL SURFACE MOUNTED UP / DOWN LIGHT - WKF864

Hi-BEAM WKF864 LED wall surface mounted up down light deliver excellent led performance for applications such as building façade, passage ways, villa, hotels, house or corridors to replace conventional traditional PLC / CDMT solutions



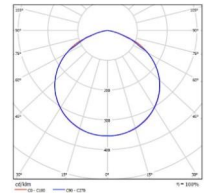
## Product data

### General Information

Product family code	WKF864-1x7W (UP) / (DOWN)
Housing Material	Aluminum die-casting housing, Tempered glass diffuser, Silicone gasket Powder coating finish
Housing Color	Grey/ Black
LED Light Source	Epistar
LED Life Span	50,000hrs
Ingress Protection	IP65
CRI	>80
CCTK	3000K/ 4000K
MacAdams	5
Operating Temperature	-5C to +50C
Power Supply	210-280VAC ~50/60 Hz
Initial Input Power	1 X 7W
Total Luminous Flux	875lm
LED Position	<u>Up</u> / <u>Down</u>

### Photometric

120°



### Dimension

Dimension : L120 x W120 x H78mm



Note: Specification are subject to change without prior notice



HI-BEAM™ Lighting

