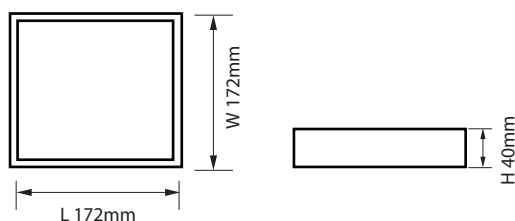




Surface SDL EMILLIA



DIMENSIONS



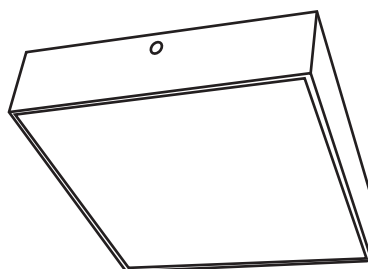
INTENDED USE

Hi-BEAM EMILLIA LED square surface downlight comes with diffuser. Deliver excellent led performance for applications such as office, meeting room, classroom, house or hotel to replace conventional PLC downlight.

CONSTRUCTION AND OPTICS

Powder coated metal housing with plastic diffuser come with diffuser. Housing colour in white and black. Color temperature available in 3000K, 4000K and 6500K.

LINE DRAWING



DIMENSION OF FITTING

Product Code	Model Code	Wattage	Lumens	Color Temperature
EWDS-18W	EWD-18	18W	1800lm	3000-4000K

**Please refer to driver data sheet for the circuit looping details for the MCB / Circuit Breaker you use for your installation.



SURFACE RDL EMILIA DOWNLIGHT - 18W SURFACE SQUARE EMILLIA DIFFUSER

Hi-BEAM EMILLIA LED square surface downlight. Deliver excellent led performance for applications such as oce, meeting room, classroom, house or hotel to replace conventional PLC downlight.



Product data

General Information

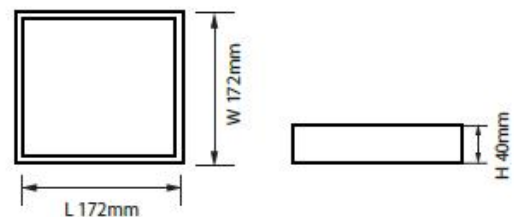
Product family code	EWD-18 (EWDSS-18W)
Housing Material	Diecasting aluminum Housing with opal diffuser
Housing Color	White
Color Temperature	3000-4000K
CRI	> 80
IP	IP44/IK 02

LED Life Span	35,000 hrs
Operating Temperature	0C to +35C
Classification	Class 1
Power Supply	210VAC-280VAC 50/60 Hz

Initial Input Power	18W
Total Luminous Flux	1,800lm
Power Factor	>0.95

Dimension

Dimension: (Dia)172mm, (H) 40mm



Note: Specification are subject to change without prior notice

www.degindustrial.com



HI-BEAM™ Lighting

