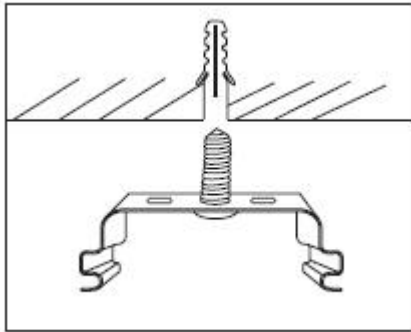
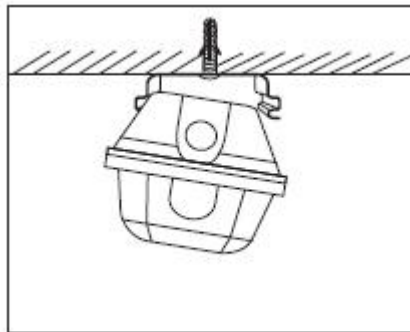


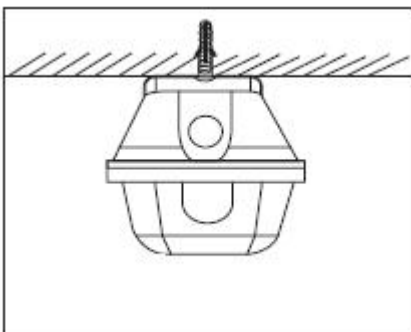
# DuroLED Manual Instruction



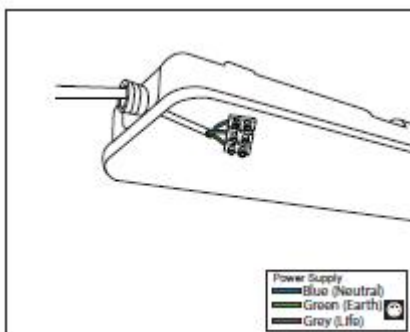
1.) Insert the wall plug into the ceiling, 2 sides



2.) Insert the fitting into the bracket at the ceiling



3.) Check and fitting fixed.



4.) Connect power supply wire



Note: Specification are subject to change without prior notice



HI-BEAM™ Lighting

